

Full IP65 Flat Touch Monitor

15" (Stainless Design)



Specifications

Model Name	R15L600-65A1FTP				
Viewable Size Image	15"				
Active Display Area(mm)	304.128 (H) x 228.096 (V)				
Pixel Pitch(mm)	0.297(H)x0.297(V)				
Number of Pixels	1024x768				
Contrast Ratio	700:1(typ.)				
Display Color	16.2M(6bit+FRC)				
Brightness(cd/m ²)	400(typ.)				
Viewing Angle(CR>=10)	-80~80 ; -60~80				
Synchronization Range					
Horizontal/Vertical	31.5~60.0KHz/60~75Hz				
Recommended Resolution	1024x768@60Hz, 75Hz				
Signal Connector	15 pin D-Sub				
I/O	3 pin Power cable(IP65 connector); 10 pin VGA cable (IP65 connector); Optional 10 pin RS232 (IP65 connector); 10 pin USB cable for Touch (IP65 connector)				
Power Management	VESA DPMS Compliant				
Plug & Play	VESA DDC 1/2B				
Touch Screen	Projected Capacitive Touch				
Optional video	Yes				
Optional Temperature	-20~65°C				
Certification	CE,FCC,RoHs				
Stainless Material	CNS	JIS	ASTM	AISI	DIM
	304	SUS304	S30400	304	1.4301

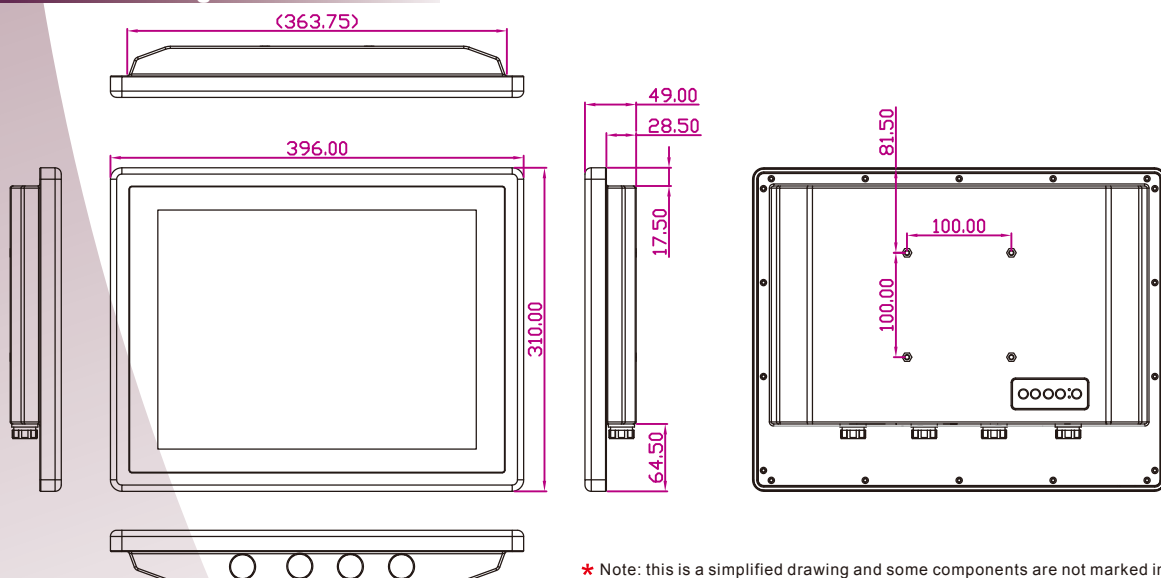
*Due to Panel material's deviation, different panel supplier will set different specific variance range to optical characteristics. The factors of time used, Lamp current, Ambient temperature will influence the optical measurements.



Features

- NEMA 4 IP65 compliant
- Robust and fanless design for reliable operation
- Fanless Cooling System and Ultra Low power consumption
- Stainless Housing suitable for food, and medical industries
- Special Flat Touch Design easy to maintain
- Projective Capacitive Touch (R15L600-65A1FTP)

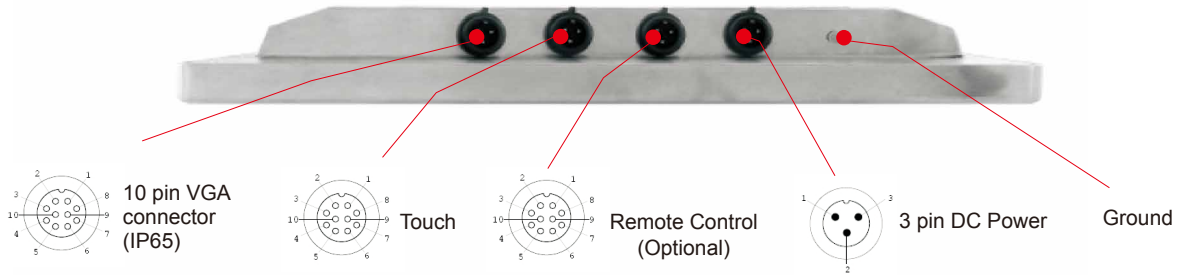
Mechanical Drawing



Full IP65 Flat Touch Monitor

IO Layout

Bottom Side (I/O)

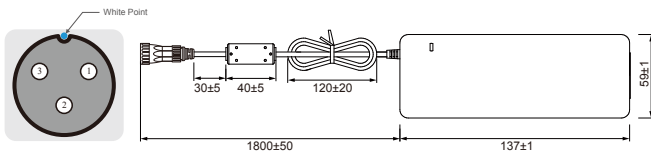


Cable List

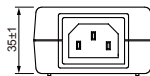
LCD	IP65 connector	PC side IO type
DC power	3pin	Female(2.5 fai)
USB(Touch)	10pin	Male(type A)
RS232(optional)	10pin	Female(D-sub 9)
VGA	10pin	Male(D-sub 15)

IP65 Cable/Pin Define

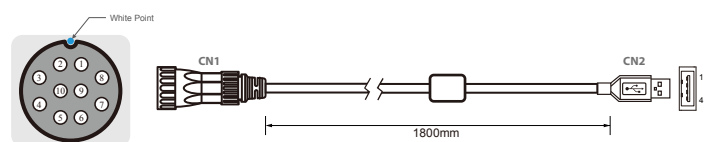
Power Cable



Pin No.	Symbols	Color
CN1-3	GND	Black
CN1-2	shield	
CN1-1	VCC	White

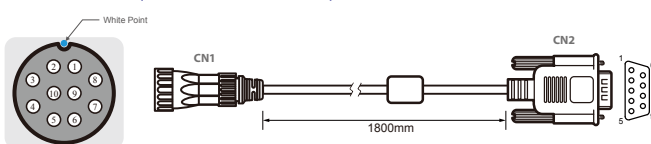


USB Cable (For Touch)



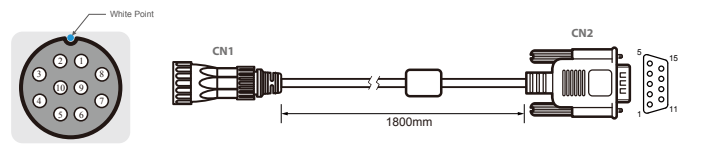
Pin No.	Symbols	Color	Pin No.	Symbols	Color
CN1-1	VCC	RED	CN2-1	VCC	RED
CN1-2	D-	WHITE	CN2-2	D-	WHITE
CN1-3	D+	GREEN	CN2-3	D+	GREEN
CN1-4	GND	BLACK	CN2-4	GND	BLACK
CN1-5	Shield		CN2-5	Shield	GREEN

Serial Cable (For Remote Control)



Pin No.	Symbols	Color	Pin No.	Symbols	Color
CN1-1	DCD-CON2	Green	CN2-1	DCD-CON2	Green
CN1-2	DSR-CON2	Brown	CN2-6	DSR-CON2	Brown
CN1-3	RXD-CON2	Red	CN2-2	RXD-CON2	Red
CN1-4	RTS-CON2	Orange	CN2-7	RTS-CON2	Orange
CN1-5	TXD-CON2	Blue	CN2-3	TXD-CON2	Blue
CN1-6	CTS-CON2	White	CN2-8	CTS-CON2	White
CN1-7	DTR-CON2	Purple	CN2-4	DTR-CON2	Purple
CN1-8	RI-CON2	Yellow	CN2-9	RI-CON2	Yellow
CN1-9	GND-CON2	Black	CN2-5	GND-CON2	Black
CN1-10	NC				

VGA Cable



CN1				CN2		
Pin No.	Symbols	Color		Pin No.	Symbols	Color
1	R	Red	↔	1	R	Red
2	R-GIND	Black	↔	6	R-GIND	Black
3	G	Green	↔	2	G	Green
4	G-GND	Black	↔	7	G-GND	Black
5	B	Blue	↔	3	B	Blue
6	B-GND	Black	↔	8	B-GND	Black
7	SDA	Yellow	↔	12	SDA	Yellow
8	HS	Orange	↔	13	HS	Orange
9	VS	White	↔	14	VS	White
10	SCL	Brown	↔	15	SCL	Brown
				4	HS-GDN	
				5	NC	
				9	NC	
				10	NC	
				11	VS-GDN	