

Flat Stainless P-CAP IP65 Display

19" (Chassis Design)

RoHS
COMPLIANT
2011/65/EU

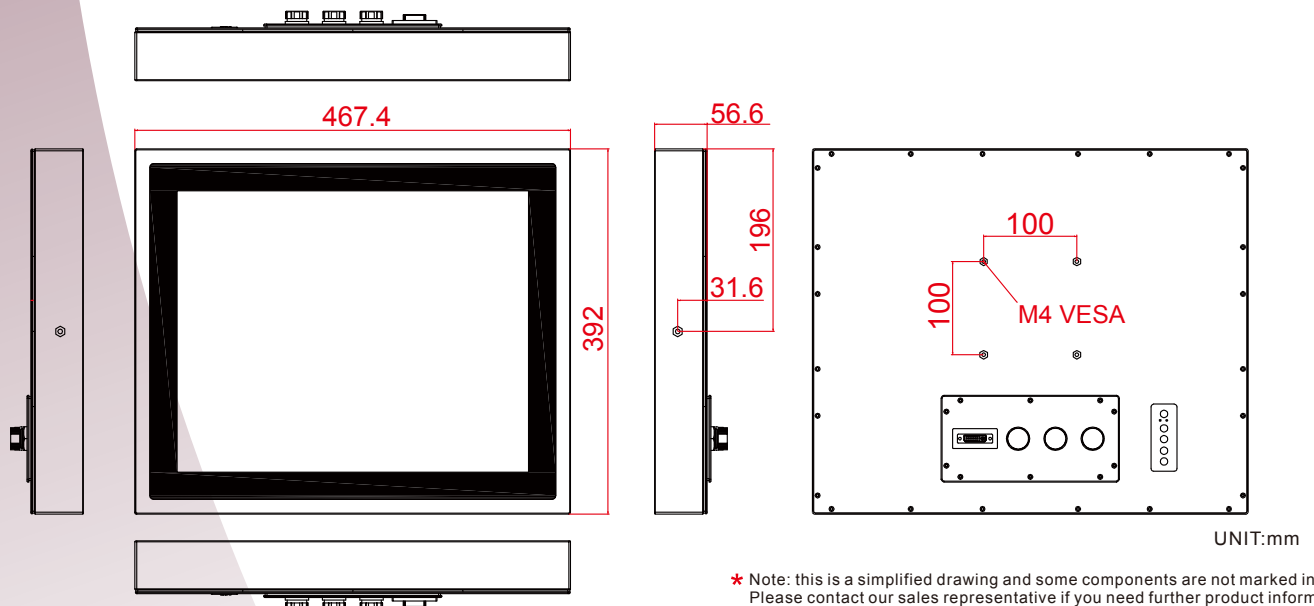
Specifications

Model Name	R19L100-SPM1
Viewable Size Image	19"
Active Display Area(mm)	376.32 (H) x 301.06 (V)
Pixel Pitch(mm)	0.294 (H) x 0.294 (V)
Number of Pixels	1280 x 1024
Contrast Ratio	1000:1(typ.)
Display Color	16.7M
Brightness(cd/m ²)	250 typ.)
Viewing Angle(CR>=10)	-85~85 (H); -80~80 (V)
Recommended Resolution	1280 x 1024@60Hz, 75Hz
I/O	3 pin Power cable(IP65 connector) 10 pin VGA cable (IP65 connector) DVI-D cable (IP65 connector) (Optional) USB cable(IP65 connector)
Power Source	12V DC in, with External AC to DC Adapter (100~240V AC)
Power Consumption	36W typical, normal operation
Power Management	VESA DPMS Compliant
Plug & Play	VESA DDC 1/2B
Touch Screen	Projective Capacitive Touch
Operating Temperature	-10 to 55 deg.

*Due to Panel material's deviation, different panel supplier will set different specific variance range to optical characteristics. The factors of time used, Lamp current, Ambient temperature will influence the optical measurements.



Mechanical Drawing

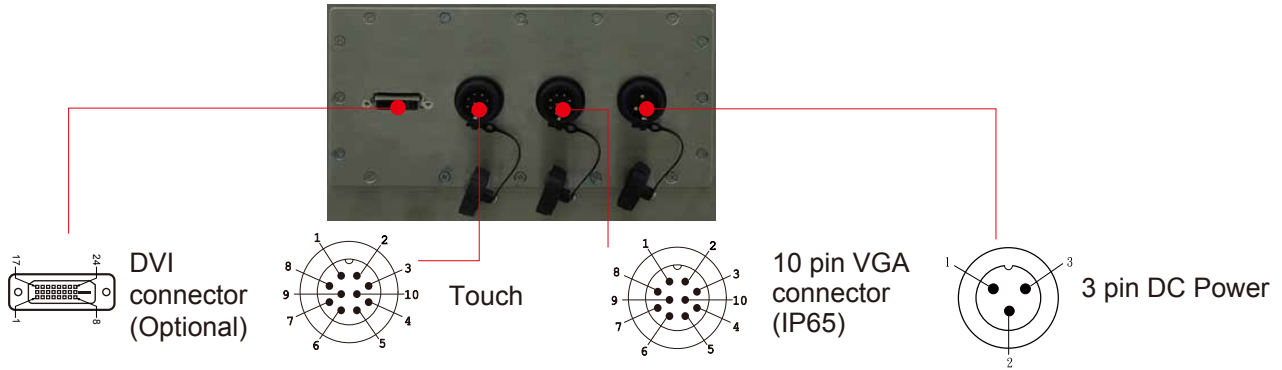


* Note: this is a simplified drawing and some components are not marked in detail. Please contact our sales representative if you need further product information.

Flat Stainless P-CAP IP65 Display

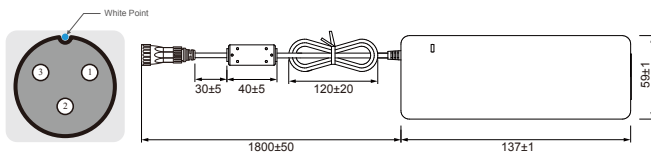
IO Layout

Back Side (I/O)

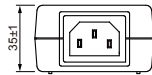


Pin Definition

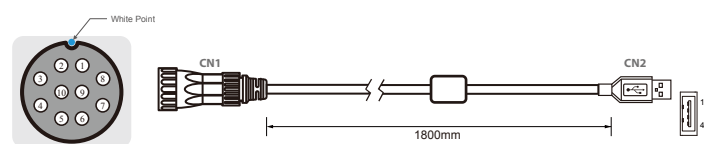
Power Cable



Pin No.	Symbols	Color
CN1-3	GND	Black
CN1-2	shield	
CN1-1	VCC	White



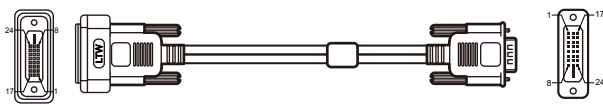
USB Cable (For Touch)



Pin No.	Symbols	Color	Pin No.	Symbols	Color
CN1-1	VCC	RED	CN2-1	VCC	RED
CN1-2	D-	WHITE	CN2-2	D-	WHITE
CN1-3	D+	GREEN	CN2-3	D+	GREEN
CN1-4	GND	BLACK	CN2-4	GND	BLACK
CN1-5	Shield		CN2	Shield	

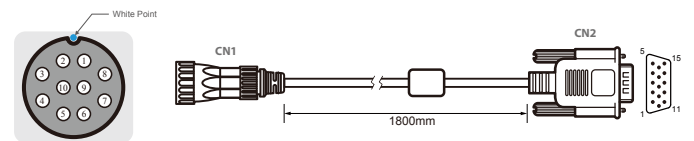
Twist

DVI Cable (Optional)



CN1		CN2	
Pin No.	Symbol	Pin No.	Symbol
CN1-1	TMDS Data2-	CN2-1	TMDS Data2-
CN1-2	TMDS Data2+	CN2-2	TMDS Data2+
CN1-3	TMDS Data2 Shield	CN2-3	TMDS Data2 Shield
CN1-4	NC	CN2-4	NC
CN1-5	NC	CN2-5	NC
CN1-6	DDC Clock	CN2-6	DDC Clock
CN1-7	DDC Data	CN2-7	DDC Data
CN1-8	NC	CN2-8	NC
CN1-9	TMDS Data 1-	CN2-9	TMDS Data 1-
CN1-10	TMDS Data 1+	CN2-10	TMDS Data 1+
CN1-11	TMDS Data 1 Shield	CN2-11	TMDS Data 1 Shield
CN1-12	NC	CN2-12	NC
CN1-13	NC	CN2-13	NC
CN1-14	+5V Power	CN2-14	+5V Power
CN1-15	Ground	CN2-15	Ground
CN1-16	Hot Plug Detect	CN2-16	Hot Plug Detect
CN1-17	TMDS Data 0-	CN2-17	TMDS Data 0-
CN1-18	TMDS Data 0+	CN2-18	TMDS Data 0+
CN1-19	TMDS Data 0 Shield	CN2-19	TMDS Data 0 Shield
CN1-20	NC	CN2-20	NC
CN1-21	NC	CN2-21	NC
CN1-22	TMDS Data Clock Shield	CN2-22	TMDS Data Clock Shield
CN1-23	TMDS Clock+	CN2-23	TMDS Clock+
CN1-24	TMDS Clock-	CN2-24	TMDS Clock-

VGA Cable



CN1			CN2		
Pin No.	Symbols	Color	Pin No.	Symbols	Color
1	R	Red	1	R	Red
2	R-GND	Black	6	R-GIND	Black
3	G	Green	2	G	Green
4	G-GND	Black	7	G-GND	Black
5	B	Blue	3	B	Blue
6	B-GND	Black	8	B-GND	Black
7	SDA	Yellow	12	SDA	Yellow
8	HS	Orange	13	HS	Orange
9	VS	White	14	VS	White
10	SCL	Brown	15	SCL	Brown
			4	HS-GDN	
			5	NC	
			9	NC	
			10	NC	
			11	VS-GDN	