

IP64 Solution

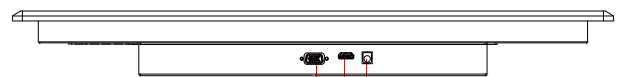
24"(16:10)

Specifications



Model Name	W24L100-IPS1
Viewable Size Image	24" (16:10)
Resolution	1920 x 1200
Brightness(cd/m)	300
Active Display Area(mm)	518.4 (H) x 324.0 (V)
Pixel Pitch(mm)	0.270 (H) x 0.270 (V)
Contrast Ratio	1000:1(typ.)
Display Color	16.7M (8bit/colors)
Viewing Angle(CR>=10)	-89~89 (H);-89~89(V)
Standard Input Signal	1 x VGA (D-sub 15) 1 x HDMI (Type-A)
Touch Screen(Optional-1)	Resistive Touch Protective Glass
Touch Interface	USB / RS232
Audio / Speakers (Optional)*	Audio line in (3.5mm) + Speaker x 2
OSD	5 Keys: -, +, Power, Esc, Enter
Power Input	12V DC input (2.5ψ) with external AC-DC Adapter (100V~240V)
Power Consumption	40W typical, Normal operation
Operating temperature	0~50°C
Storage Temperature	-10~60°C
Accessories	Power AC-DC Adapter (100V~240V) VGA cable (1.8m) HDMI cable (2m)

*Outside dimension and I/O will be different from standard

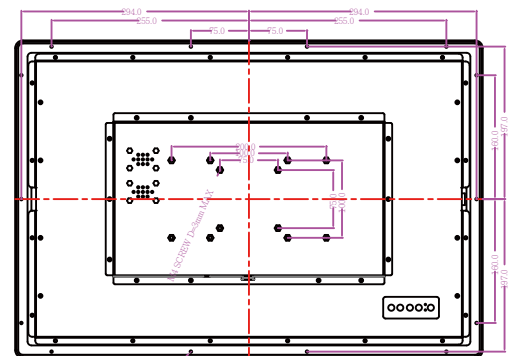
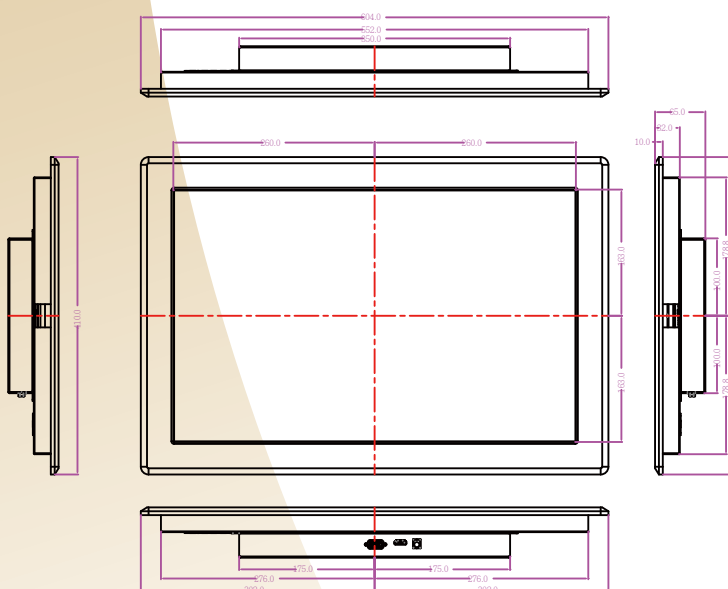


① ② ③

1. VGA
2. HDMI
3. DC Input

I/O Optional	
Optional 1*	1 x VGA (D-sub 15) 1 x HDMI (Type-A) 1 x DVI-D
Optional 2*	1 x VGA (D-sub 15) 1 x DVI-D 1 x S-Video 1 x Composite

Mechanical Drawing (with Resistive Touch)



CUTOUT 556 x 362 mm

UNIT:mm

* Note: this is a simplified drawing and some components are not marked in detail. Please contact our sales representative if you need further product information.