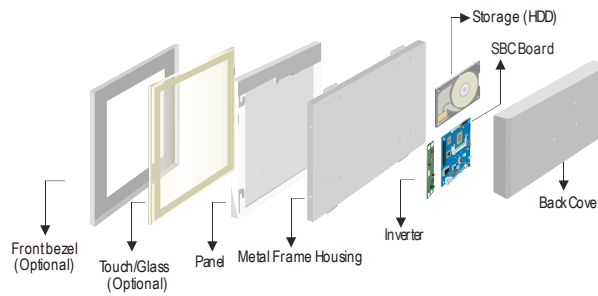


# R10IB3S-IPT2 10.4" Panel PC (Intel® Celeron® Bay Trial-M N2930 1.83GHz)

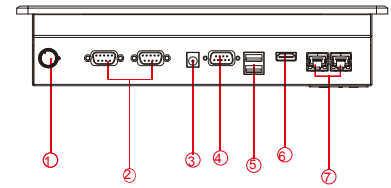
Mechanical Design



IP65 (6 mm front bezel)

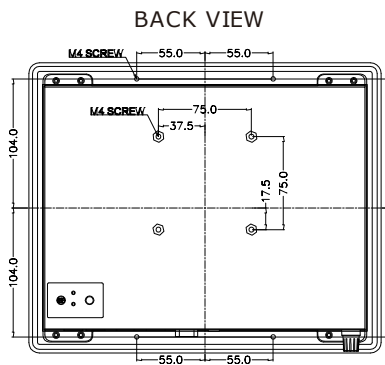
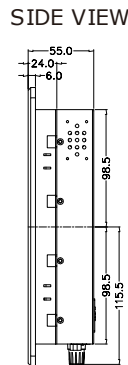
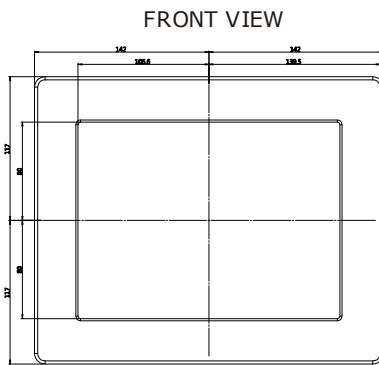


Mechanical design

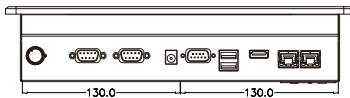
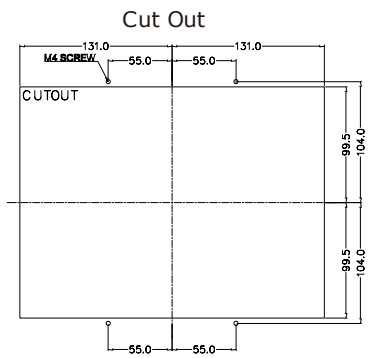


- 1. Brightness / Adjustment
- 2. 2x RS232 (optional)
- 3. DC-in 12V
- 4. RS232/422/485 (Default RS232)
- 5. USB
- 6. HDMI
- 7. 2x RJ45

## Dimensions



## Fully Integrated I/O



BOTTOM VIEW

ALL DIMENSION ARE ± 0.5

CUT OUT DIMENSION (262\*199mm)

- \* Measurements shown in mm
- \* Tolerance of all dimensions is shown as follow 0~30 mm ± 0.1 mm, 30~50 mm ± 0.15 mm, 50~120 mm ± 0.2 mm, above 120 mm ± 0.25 mm
- \* Note: this is a simplified drawing and some components are not marked in detail. Please contact our sales representative if you need further product information.

## Specifications

### System :

- CPU : Intel® Celeron® Bay Trial-M N2930 1.83GHz
- Memory Slot : SODIMM DDR3L 1600/1333 max. 8G
- System Chipset : Intel® ATOM SoC Integrated
- IDE/SATA : 1 x SATA II
- LAN : Intel® I210-AT GbE LANx2
- Audio Codec : Realtek ALC886 HD Audio Codec

### Input / Output :

- Serial Ports : 1 x RS-232, 1 x RS-232/422/485
- USB Ports : 1 x USB 3.0, 1 x USB 2.0
- Ethernet : 2 x RJ45-10/100/1000 Mbps
- HDMI : 1 x HDMI
- Power : 1 x 12V DC-in

### Expansion Slot :

- 2 x Mini PCIe (1 for WiFi, 1 for SATA SSD)

### Power Specifications :

- Power Input : 12V DC IN
- Power Consumption : 35W (typ.) (Max. backlight & high CPU load)

### Accessories :

- External Adapter : 110~240V Ac-in Power Adapter

### Security Support :

- Trusted Platform Module (TPM 1.2)

### Panel Spec :

- Size/Type : 10.4" TFT
- Resolutions : 1024 x 768
- Brightness : 350 cd/m (typ.)
- Contrast Ratio : 1200 : 1 (typ.)
- Viewing Angle : -88~88(H); -88~88(V)
- Max. Colors : 16.2M (8 bits)

### Environment Considerations :

- Operating Temperature : 0 deg.C to 50deg.C
- Operating Humidity : 30% to 90% (non condensing)

### OS BSP / Driver Support :

- Support Windows 10 IoT Enterprise / Windows Embedded 8\* / Windows Embedded 7

\*For Windows Embedded 8, this panel PC supports the Metro UI, but does not support the Snap View feature

### Order Options :

Mechanical : IP65 / NEMA4	Storage : 2.5" HDD / mSATA
Touch : 5-Wires Resistive (Optional) AR Glass (Optional)	RAM : SODIMM DDR3L 1600/1333 max. 8G
(A customized housing is needed if you have demands of SAW/IR/IT/SC touch)	OS : Windows 10 IoT Enterprise / Windows Embedded 8 / Windows Embedded 7