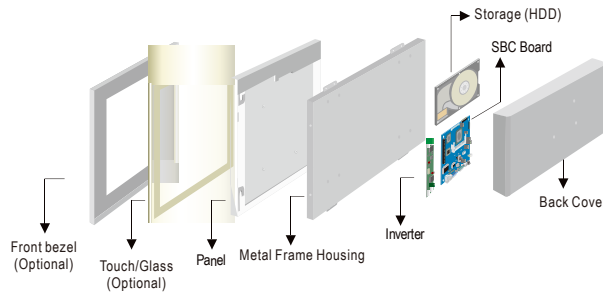


R12IB3S-IPM2 12.1" Panel PC (Intel® Celeron® Bay Trial-M N2930 1.83GHz)

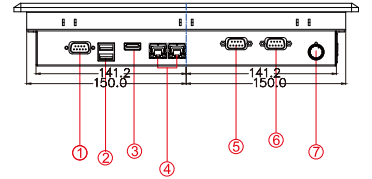
Mechanical Design



IP65 (6 mm front bezel)



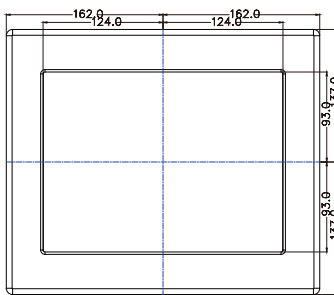
Mechanical design



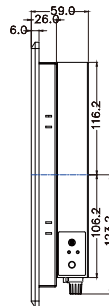
- 1.RS232/422/485 (default RS232)
- 2.USB
- 3.HDMI
- 4.2xRJ45
- 5.DC-in 12V
- 6.RS232 (Optional)
- 7.Brightness/Adjustment

Dimensions

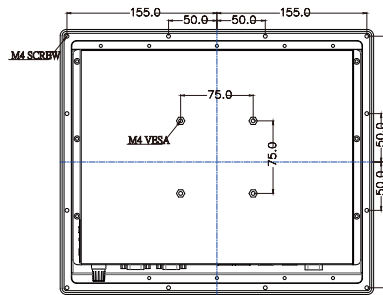
FRONT VIEW



SIDE VIEW

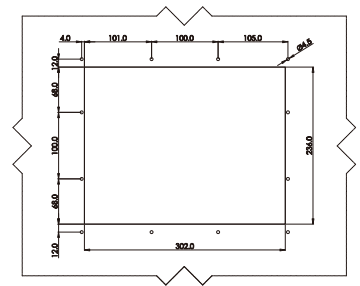


BACK VIEW



Fully Integrated I/O

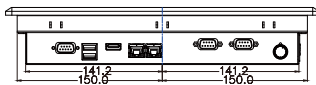
Cut Out



ALL DIMENSION ARE ± 0.5
CUT OUT DIMENSION(302*236mm)

- * Measurements shown in mm
- * Tolerance of all dimensions is shown as follow 0~30 mm ± 0.1 mm, 30~50 mm ± 0.15 mm, 50~120 mm ± 0.2 mm, above 120 mm ± 0.25 mm
- * Note: this is a simplified drawing and some components are not marked in detail. Please contact our sales representative if you need further product information.

BOTTOM VIEW



Specifications

System :

- CPU : Intel® Celeron® Bay Trial-M N2930 1.83GHz
- Memory Slot : SODIMM DDR3L 1066/1333 max. 8G
- System Chipset : Intel®ATOM SoC Integrated
- IDE/SATA : 1 x SATA II
- LAN : Intel® I210-AT GbE LAN x 2
- Audio Codec : Realtek ALC886 HD Audio Codec

Input / Output :

- Serial Ports : 1 x RS-232, 1 x RS-232/422/485
- USB Ports : 1 x USB 3.0, 1 x USB 2.0
- Ethernet : 2 x RJ45-10/100/1000 Mbps
- HDMI : 1 x HDMI
- Power : 1 x DC-in Power Jack(+12V)

Expansion Slot :

- 2 x Mini PCIe (1 for WiFi, 1 for SATA SSD)

Power Specifications :

- Power Input : 12V DC IN (Lockable Power Jack)
- Power Consumption : 32W (typ.)(Max.backlight & high CPU load)

Accessories :

- External Adapter : 110~230V Ac-in Power Adapter

Security Support :

- Trusted Platform Module (TPM 1.2)

Panel Spec :

- Size/Type : 12.1" TFT
- Resolutions : 1024 x 768
- Brightness : 500 cd/m² (typ.)
- Contrast Ratio : 700 : 1(typ.)
- Viewing Angle : -80~80(H);-70~70(V)
- Max. Colors : 16.2M(8bit)

Environment Considerations :

- Operating Temperature : 0 deg.C to 45deg.C
- Operating Humidity : 30% to 90% (non condensing)

OS BSP / Driver Support :

- Support Windows 10 IoT Enterprise / Windows Embedded 8* / Windows Embedded 7

*For Windows Embedded 8, this panel PC supports the Metro UI, but does not support the Snap View feature

Order Options :

Mechanical : IP65 / NEMA4	Storage : 2.5" HDD/ mSATA
Touch : 5-Wires Resistive (Optional)	RAM : SODIMM DDR3L 1066/1333 max. 8G
AR Glass (Optional)	OS : Windows 10 IoT Enterprise / Windows Embedded 8 / Windows Embedded 7

(A customized housing is needed if you have demands of SAW/IR/IT/SC touch)

