

# R19IV7T-PMM1PS 19" Panel PC (Intel® 3<sup>rd</sup> Generation Core™ i7/i5/i3)


Mechanical Design



Panel Mount(8 mm front bezel)

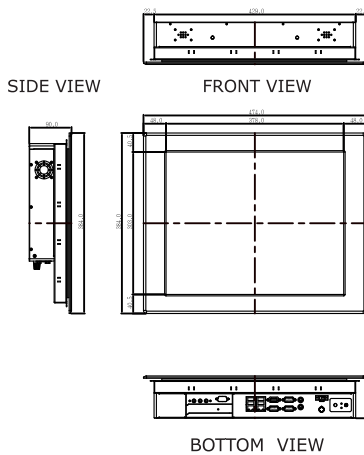


PCI Input (Optional PCIe)



## Feature :

- Designed for one PCI Slot(Optional PCIe)
- No convex part on IO side edge
- Only Support half-size PCI Card  
15.24 x 175.26 x 106.68 mm

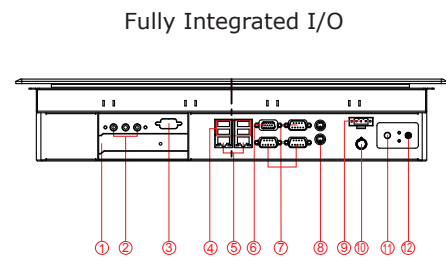


SIDE VIEW

FRONT VIEW

BACK VIEW

CUT OUT



Fully Integrated I/O

1. PCI Card Slot (Optional PCIe)
2. Audio Jack
3. RS-232 Conn.(Optional)
4. USB
5. LAN
6. VGA Out
7. RS-232 Conn.
8. PS/2
9. 12V DC-in Terminal Block (Phoenix type)
10. Brightness Adjustment Knob
11. Power On Button
12. Power Reset Button

- ★ Total Dimension ( L x H x D ) : 474 x 384 x 90 mm
- ★ Cutout dimension ( L x H ) : 446 x 356 mm
- ★ Measurements shown in mm
- ★ Tolerance of all dimensions is shown as follow 0~30 mm ± 0.1 mm, 30~50 mm ± 0.15 mm, 50~120 mm ± 0.2 mm, above 120 mm ± 0.25 mm
- ★ Note: this is a simplified drawing and some components are not marked in detail. Please contact our sales representative if you need further product information.

## Specifications

### System :

- CPU : Intel® 3<sup>rd</sup> Generation Core™ i7/i5/i3
- Memory : 2 x SO-DIMM, Max 16GB DDR3 1333/1600
- System Chipset : Intel® HM76 Chipset
- Storage : 1 x SATA III, 1 x SATA II, 1 x mSATA
- LAN : Dual Broadcom BCM 57780 GbE
- Audio Codec : Realtek ALC886 HD Audio Codec

### Panel Spec :

- Size/Type : 19" TFT
- Resolutions : 1280 x 1024
- Brightness : 250 cd/m<sup>2</sup> (typ.)
- Contrast Ratio : 1000 : 1(typ.)
- Viewing Angles : -85~85(H); -80~80(V)
- Max Colors : 16.7M (8 bits/colors)

### Input / Output :

- Serial Ports : 2 x RS232, 1 x RS232/422/485
  - USB Ports : 4 x USB 3.0
  - Keyboard / Mouse : 2 x PS/2
  - Ethernet : 2 x RJ 45-10/100/1000 Mbps
  - VGA : 1 x VGA (female)
  - Audio : Line-Out, Line-In, Mic in
- Default setting:RS232

### Environment Considerations :

- Operating Temperature : 0°C to 50°C
- Operating Humidity : 30% to 90% (non condensing)

### Expansion Slot :

- 1 x PCI (15.24 x 175.26 x 106.68 mm) (Optional PCIe)

### Power Specifications :

- Power Input : Terminal block Phoenix type / 12V DC-in
- Power Consumption : 96W (typ.)(Max. backlight & high CPU load)

### Order Options :

- |  |  |
|--|--|
| Mechanical : Panel Mount (8mm bezel)   | Storage : 2.5" HDD/ mSATA SSD  |
| Touch : Resistive  | RAM : DDR3 1333/1600 Max 16GB  |
|  | OS : Windows Embedded Standard 7<br>Windows 7 Pro for Embedded<br>Windows Embedded 8<br>Windows Embedded 8.1 Industry Pro<br>Windows 10 IoT Enterprise |
| Anti-Reflective Protective Glass<br>(A customized housing is needed if you have demands of SAW/IR/IT/SC touch) |  |

### Accessories :

- External Adapter : 110~240V AC-in Power Adapter

