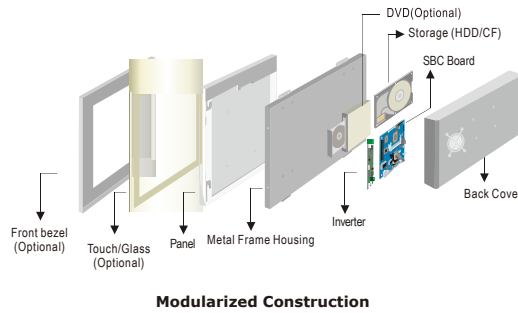


W07IB3S-CHT1 7" Panel PC (Intel® Celeron® Bay Trial-M N2930 1.83GHz)

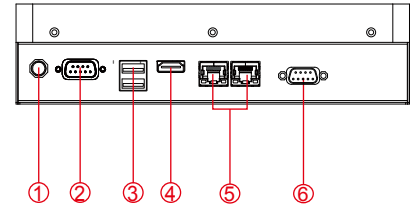
Mechanical Design



Chassis

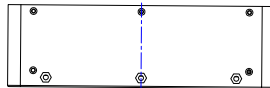


Modularized Construction

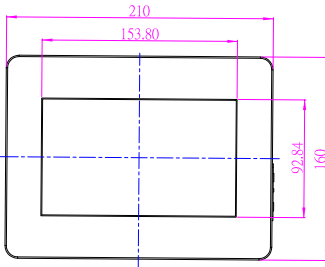
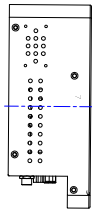


1. DC-in 12V.
 2. RS232/422/485
 3. 1 x USB 3.0, 1 x USB 2.0
 4. HDMI
 5. 2 x RJ-45
 6. RS232
 7. OSD Membrane
- Default setting:RS232

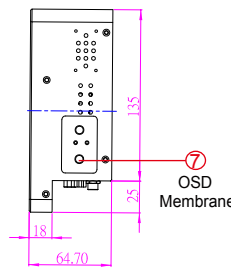
FRONT VIEW



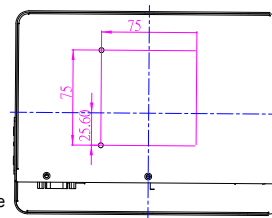
SIDE VIEW



SIDE VIEW



BACK VIEW



BOTTOM VIEW



- * Measurements shown in mm
- * Tolerance of all dimensions is shown of follow 0~30 mm ± 0.1 mm, 30~50 mm ± 0.15 mm, 50~120 mm ± 0.2 mm, above 120 mm ± 0.25 mm
- * Note: this is a simplified drawing and some components are not marked in detail. Please contact our sales representative if you need further product information.

Specifications

System :

- CPU : Intel® Celeron® Bay Trial-M N2930 1.83GHz
- Memory Slot : SODIMM DDR3L 1600 Max. 8G
- System Chipset : Intel® ATOM SoC Integrated
- IDE/SATA : 1 x SATA II
- LAN : Intel® I210-AT GbE LAN x 2
- Audio Codec : Realtek ALC886 HD Audio Codec

Panel Spec :

- Size/Type : 7" TFT
- Resolutions : 1024x600
- Brightness : 320 cd/m (typ.)
- Contrast Ratio : 1000: 1 (typ.)
- Viewing Angle : -70~75(H); -75~75(V)
- Max. Colors : 16.7M (8bits/color)

Input / Output :

- Serial Ports : 1 x RS232, 1 x RS232/422/485
 - USB Ports : 1 x USB 3.0, 1 x USB 2.0
 - Ethernet : 2 x RJ45-10/100/1000 Mbps
 - HDMI : 1 x HDMI
 - Power : 1 x DC-in Power Jack(+12V)
- Default setting:RS232

Environment Considerations :

- Operating Temperature : 0 deg.C to 50 deg.C
- Operating Humidity : 30% to 90% (non condensing)

OS BSP / Driver Support :

- Support Windows 10 IoT Enterprise / Windows Embedded 8 * / Windows Embedded 7
- *For Windows Embedded 8, this panel PC does not support the Metro UI, only the desktop mode

Expansion Slots:

- 1 x Mini PCIe slot (for wireless module)
- 1 x Mini PCIe slot (for SATA SSD)

Security Support :

- Trusted Platform Module (TPM 1.2)

Power Specifications :

- Power Input : 12V DC-IN Power input
- Power Consumption : 35W (typ.)(Max.backlight & high CPU load)

Accessories :

- External Adapter : 110~240V Ac-in Power Adapter

Order Options :

Mechanical : Chassis	Storage : 2.5" HDD/ mSATA
Touch : 4 Wires Resistive (Optional)	RAM : SODIMM DDR3L 1600 max. 8Gb
AR Glass (Optional)	OS : Windows 10 IoT Enterprise / Windows Embedded 8 / Windows Embedded 7

