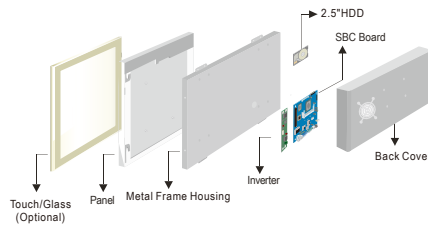


W10IB3S-CHH1 10.1" Panel PC (Intel® Celeron® Bay Trail-M N2930 1.83GHz)

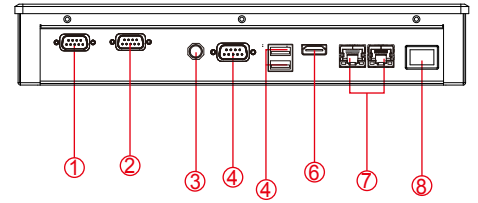
Mechanical Design



Chassis

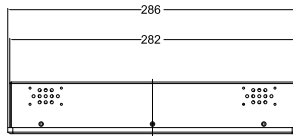


Modularized Construction



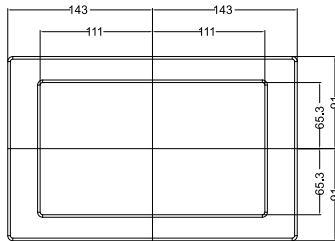
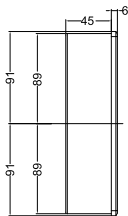
- | | |
|---------------------|-----------------------------|
| 1. RS232 (Optional) | 5. 1 x USB 3.0, 1 x USB 2.0 |
| 2. RS232 Conn. | 6. HDMI |
| 3. DC-in 12V. | 7. 2 x RJ45 |
| 4. RS232 Conn. | 8. Power Knob |

FRONT VIEW

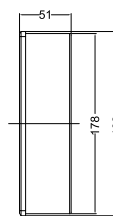


Dimensions

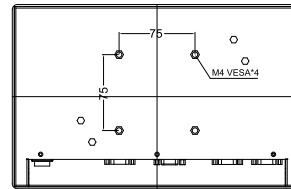
Fully Integrated I/O



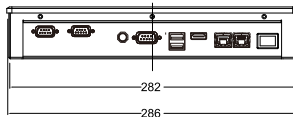
SIDE VIEW



BACK VIEW



BOTTOM VIEW



- * Measurements shown in mm
- * Tolerance of all dimensions is shown as follow 0~30 mm ± 0.1 mm,
- * 30~50 mm ± 0.15 mm, 50~120 mm ± 0.2 mm, above 120 mm ± 0.25 mm
- * Note: this is a simplified drawing and some components are not marked in detail. Please contact our sales representative if you need further product information.

Specifications

System :

- CPU : Intel® Celeron® Bay Trail-M N2930 1.83GHz
- Memory Slot : SODIMM DDR3L 1066/1333 max. 8G
- System Chipset : Intel® ATOM SoC Integrated
- IDE/SATA : 1 x SATA II
- LAN : Intel® I210-AT GbE LAN x 2
- Audio Codec : Realtek ALC886 HD Audio Codec

Panel Spec :

- Size/Type : 10.1" TFT
- Resolutions : 1024 x 600
- Brightness : 450 cd/m² (typ.)
- Contrast Ratio : 800 : 1 (typ.)
- Viewing Ang : -75~80(H); -80~80(V)
- Max Colors : 16.7M

Input / Output :

- Serial Ports : 1 x RS232, 1 x RS232/422/485
- USB Ports : 1 x USB 3.0, 1 x USB 2.0
- Ethernet : 2 x RJ45-10/100/1000 Mbps
- HDMI : 1 x HDMI
- Power : 1 x DC-in Power Jack(+12V) ● Default setting: RS232

Environment Considerations :

- Operating Temperature : 0 deg.C to 50 deg.C
- Operating Humidity : 30% to 90% (non condensing)

OS BSP / Driver Support :

- Support Windows 10 IoT Enterprise / Windows Embedded 8* / Windows Embedded 7
- * For Windows Embedded 8, this panel PC supports the Metro UI, but does not support the Snap View feature

Expansion Slot :

- 1 x Mini PCIe slot (for wireless module)
- 1 x Mini PCIe slot (for mSATA SSD)

Security Support :

- Trusted Platform Module (TPM 1.2)

Power Specifications :

- Power Input : 12V DC-IN Power input
- Power Consumption : 35W (typ.)(Max.backlight & high CPU load)

Order Options :

- | | |
|-------------------------------------|--------------------------------|
| Mechanical : Chassis | Storage : 2.5" HDD/ mSATA |
| Touch : 4 Wires Resistive(Optional) | RAM : SODIMM DDR3L |
| AR Glass (Optional) | 1066/1333 max. 8G |
| | OS : Windows 10 IoT Enterprise |
| | Windows Embedded 8 / |
| | Windows Embedded 7 |

Accessories :

- External Adapter : 100~230V AC-in Power Adapter

