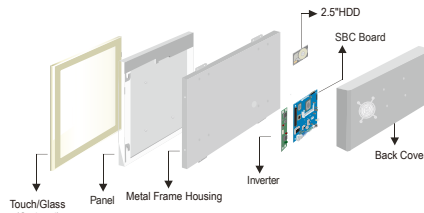


# W10IB3S-OFH2 10.1" Panel PC (Intel® Celeron® Bay Trail-M N2930 1.83GHz)

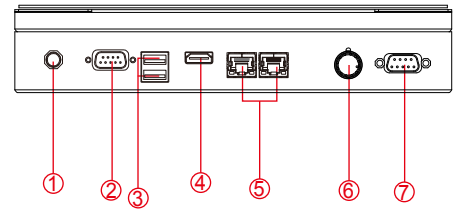
Mechanical Design



Open Frame



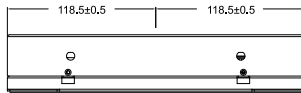
Modularized Construction



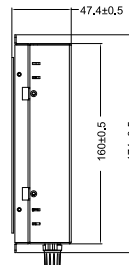
1. DC-in 12V.
2. RS232/422/485(default Rs232)
3. 1 x USB 3.0, 1 x USB 2.0
4. HDMI
5. 2 x RJ45
6. Dimming Knob
7. RS232

Fully Integrated I/O

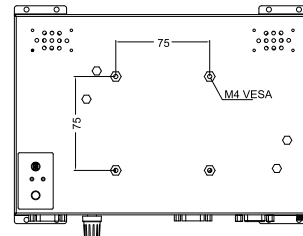
FRONT VIEW



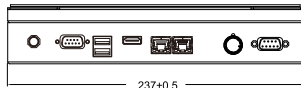
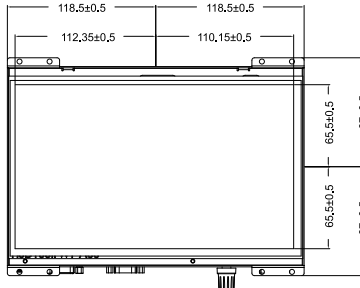
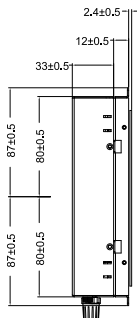
SIDE VIEW



BACK VIEW



Dimensions



BOTTOM VIEW

- \* Measurements shown in mm
- \* Tolerance of all dimensions is shown as follow 0~30 mm ± 0.1 mm,
- \* 30~50 mm ± 0.15 mm, 50~120 mm ± 0.2 mm, above 120 mm ± 0.25 mm
- \* Note: this is a simplified drawing and some components are not marked in detail.
- \* Please contact our sales representative if you need further product information.

## Specifications

### System :

- CPU : Intel® Celeron® Bay Trail-M N2930 1.83GHz
- Memory Slot : SODIMM DDR3L 1066/1333 max. 8G
- System Chipset : Intel® ATOM SoC Integrated
- IDE/SATA : 1 x SATA II
- LAN : Intel® I210-TA GbE LAN x 2
- Audio Codec : Realtek ALC886 HD Audio Codec

### Panel Spec :

- Size/Type : 10.1" TFT (widescreen)(16:10)
- Resolution : 1280 x 800
- Brightness : 350 cd/m<sup>2</sup>(typ.)
- Contrast Ratio : 800 : 1 (typ.)
- Viewing Angle : -85~85(H); -85~85(V)
- Max. Colors : 16.7M

### Input / Output :

- Serial Ports : 1 x RS232, 1 x RS232/422/485
  - USB Ports : 1 x USB 3.0, 1 x USB 2.0
  - Ethernet : 2 x RJ45-10/100/1000 Mbps
  - HDMI : 1 x HDMI
  - Power : 1 x DC-in Power Jack(+12V)
- Default setting:RS232

### Environment Considerations :

- Operating Temperature : -10°C ~ 50°C
- Operating Humidity : 30% to 90% (non condensing)

### OS BSP / Driver Support :

- Support Windows 10 IoT Enterprise / Windows Embedded 8\* / Windows Embedded 7
- \*For Windows Embedded 8, this panel PC supports the Metro UI, but does not support the Snap View feature

### Expansion Slot :

- 1 x Mini PCIe slot (for wireless module)
- 1 x Mini PCIe slot (for SATA SSD)

### Security Support

- Trusted Platform Module (TPM 1.2)

### Power Specifications :

- Power Input : 12V DC-IN Power input
- Power Consumption : 35W (typ.)(Max.backlight & high CPU load)

### Order Options :

Mechanical : Open Frame	Storage : 2.5" HDD/ mSATA
Touch : 4 Wire Resistive (Optional)	RAM : SODIMM DDR3L 1066/1333 max. 8G
AR Glass (Optional)	OS : Windows 10 IoT Enterprise / Windows Embedded 8 / Windows Embedded 7

### Accessories :

- External Adapter : 110~230V Ac-in Power Adapter

