

# Rugged Panel PC



Model:R15IK3S-67C3(HB)

## Product Features:

- » 7<sup>th</sup> Generation Intel Core i5-7200U (kaby Lake) 2.5GHz (turbo to 3.1GHz)
- » High Quality 15" Panel, 1024 x 768 resolution, 250 nits (Optional for 1000 nits)
- » IP67 Dust/ Water proof design with VESA mount
- » Aluminum Die-Casting Housing with Anti-Corrosion Treatments
- » Build in ambient Light sensor
- » Wide Range 9 to 36V DC Input with isolation
- » Optional 6-60V DC Input, and Optional for Ignition On/Off delay
- » 5 Wire Resistive Touch / Anti-Reflective Protection Glass (Optional)
- » Optional HB/Sunlight Readable up to 1000 nits



## Product Specifications:

	Model Name	R15IK3S-67C3(HB)
Display	Size	15" LED Backlight
	Resolution (pixels)	1024 x 768
	Number of Colors	16.2M (8 bit) / 262K (6 bit)
	Brightness (cd/m <sup>2</sup> )	250nits for R15IH3S-67C3 Optional 1000nits for R15IK3S-67C3HB (High Brightness)
	Contrast Ratio	700:1
	Viewing Angle	-80~80 (H) ; -70~70 (V)
	Active Area	304.1 (H) x 228.1 (V)
	Touch (optional)	5 Wire Resistive
System	Processor	Intel® Core i5-7200U 2.5GHz (turbo to 3.1GHz)
	BIOS	Insyde BIOS
	Chipset	Intel® SoC Integrated
	Memory	4GB DDR4-2133 SO-DIMM (Max 16GB)
	Ethernet	Intel® Gigabit-LAN Controller I211AT + PHY I219LM
	Storage	64GB M.2 B Key SATA III (Options up to 256GB)
Input / Output	1 x LAN	
	2 x USB	
	1 x RS-232	
	1 x 9 ~36V DC-IN	
Environment	Operating Temperature	-10 ~55°C
	Storage Temperature	-30 ~70°C
	Humidity	10 ~ 95% non-condensing
	Shock	Compliance with MIL-STD-810F/G
	Vibration	Compliance with MIL-STD-810F/G
	Power Input	9~36V DC in with isolation Optional 6-60V DC in, with Ignition On/Off delay
	Safety	Compliance with MIL-STD-810F/G
Driver OS Support	Windows 10 IoT Enterprise	
Mechanical	Dimension(W x H x D )	398 x 308 x 58mm
	Approximate Weight	5.3 kg*
Packing List	(IK32) SBC Manual & Driver CD & output cables	
Product Optional Items	Mounting bracket	One robust bracket with locking handle (Can adjust from -5 deg. to 90 deg.)
Security Support	Trusted Platform Module (TPM 2.0)	



Fanless



Wide Temp



IP67

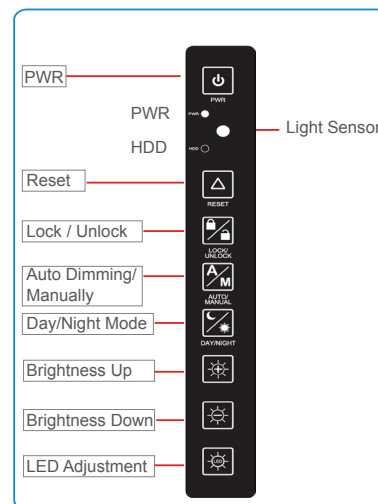


## I / O View:

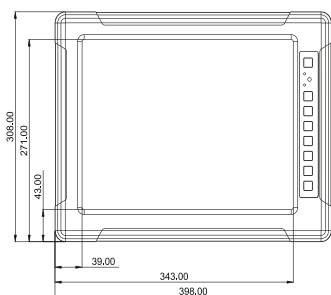


1. LAN
2. USB
3. RS-232
4. 9 ~ 36V DC-in

## Front OSD Control Function:



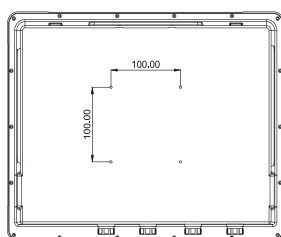
## Drawing w / Mounting bracket:



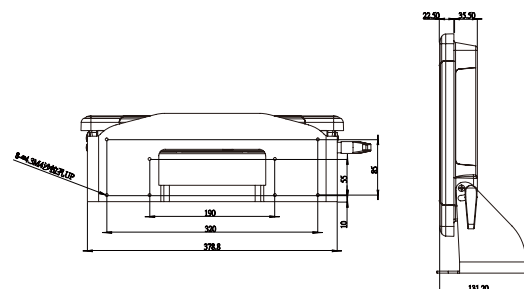
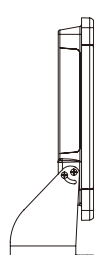
FRONT VIEW



SIDE VIEW



REAR VIEW

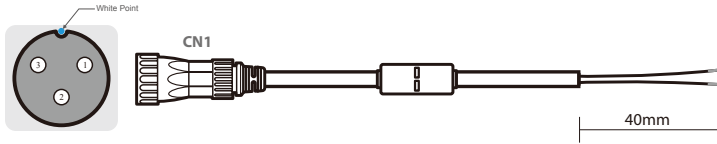


# Rugged Panel PC



Model: R15IK3S-67C3(HB)

## DC Power Cable

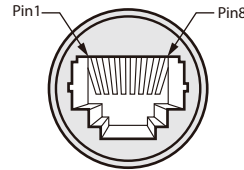
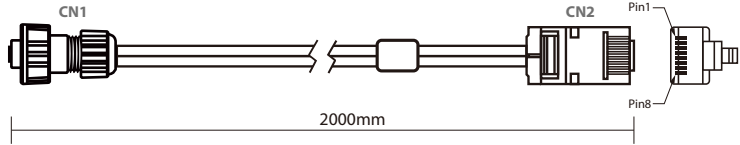


Pin No.	Symbols	Color
CN1-1	VCC	Red
CN1-3	GND	Black
CN1-2	Shield	

↔

Pin No.	Symbols	Color
Open	VCC	Red
Open	GND	Black
	Shield	

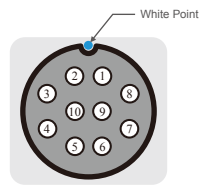
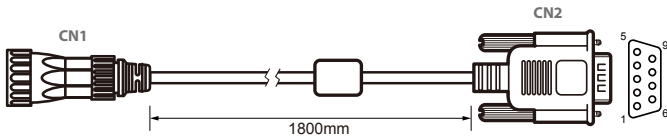
## LAN Cable



Plug	Wire Color	Conn.
1	Orange / White	1
2	Orange	2
3	Green / White	3
4	Blue	4
5	Blue / White	5
6	Green	6
7	Brown / White	7
8	Brown	8

Twist  
Twist  
Twist

## Serial Cable

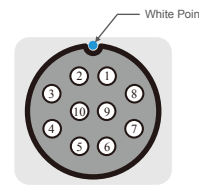
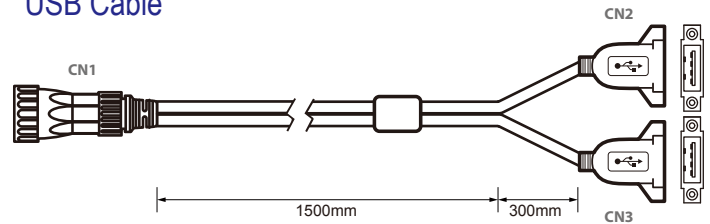


Pin No.	Symbols	Color
CN1-1	DCD-CON2	Green
CN1-2	DSR-CON2	Brown
CN1-3	RXD-CON2	Red
CN1-4	RTS-CON2	Orange
CN1-5	TXD-CON2	Blue
CN1-6	CTS-CON2	White
CN1-7	DTR-CON2	Purple
CN1-8	RI-CON2	Yellow
CN1-9	GND-CON2	Black
CN1-10	NC	

↔

Pin No.	Symbols	Color
CN2-1	DCD-CON2	Green
CN2-6	DSR-CON2	Brown
CN2-2	RXD-CON2	Red
CN2-7	RTS-CON2	Orange
CN2-3	TXD-CON2	Blue
CN2-8	CTS-CON2	White
CN2-4	DTR-CON2	Purple
CN2-9	RI-CON2	Yellow
CN2-5	GND-CON2	Black
CN2-10	NC	

## USB Cable



Pin No.	Symbols	Color
CN1-1	VCC	RED
CN1-2	VCC	RED
CN1-3	D-	WHITE
CN1-4	D-	WHITE
CN1-5	D+	GREEN
CN1-6	D+	GREEN
CN1-7	GND	BLACK
CN1-8	GND	BLACK
CN1-9	Braid	

↔

Pin No.	Symbols	Color
CN2-1	VCC	RED
CN3-1	VCC	RED
CN2-2	D-	WHITE
CN3-2	D-	WHITE
CN2-3	D+	GREEN
CN3-3	D+	GREEN
CN2-4	GND	BLACK
CN3-4	GND	BLACK
Braid connect to the housing		

twisted pair