

Open Frame LCD

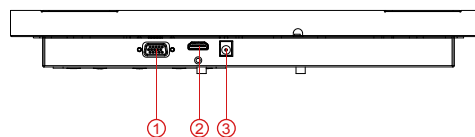

Open Frame LCD

15"

Specifications



Model Name	R15L600-OFC3
Panel Size	15"
Active Display Area(mm)	304.1(H)x228.1(V)
Resolution	1024x768
Brightness(cd/m ²)	250 (Typical)
Contrast Ratio	700:1 (Typical)
Viewing Angles(CR>=10)	-80~80(H) ; -70~70(V)
Display Colors	16.2M (6 bits/color)
Standard Input Signal	1 x VGA (D-sub 15) 1 x HDMI (Type-A)
Touch Screen(Optional-1)	Resistive Touch Protective Glass
Touch Screen(Optional-2)*	SAW Touch (Surface Acoustic Wave)
Touch Interface	USB / RS232
Audio / Speakers (Optional)*	Audio line in (3.5mm) + Speaker x2
OSD	5 Keys: -, +, Power, Esc, Enter
Power Input	12V DC input (2.5A) with external AC-DC Adapter (100V~240V)
Power Consumption	15W typical, Normal operation
Operating temperature	0~50°C
Storage Temperature	-10~65°C
Accessories	Power AC-DC Adapter(100V~240V) VGA cable (1.8m) HDMI cable (2m)

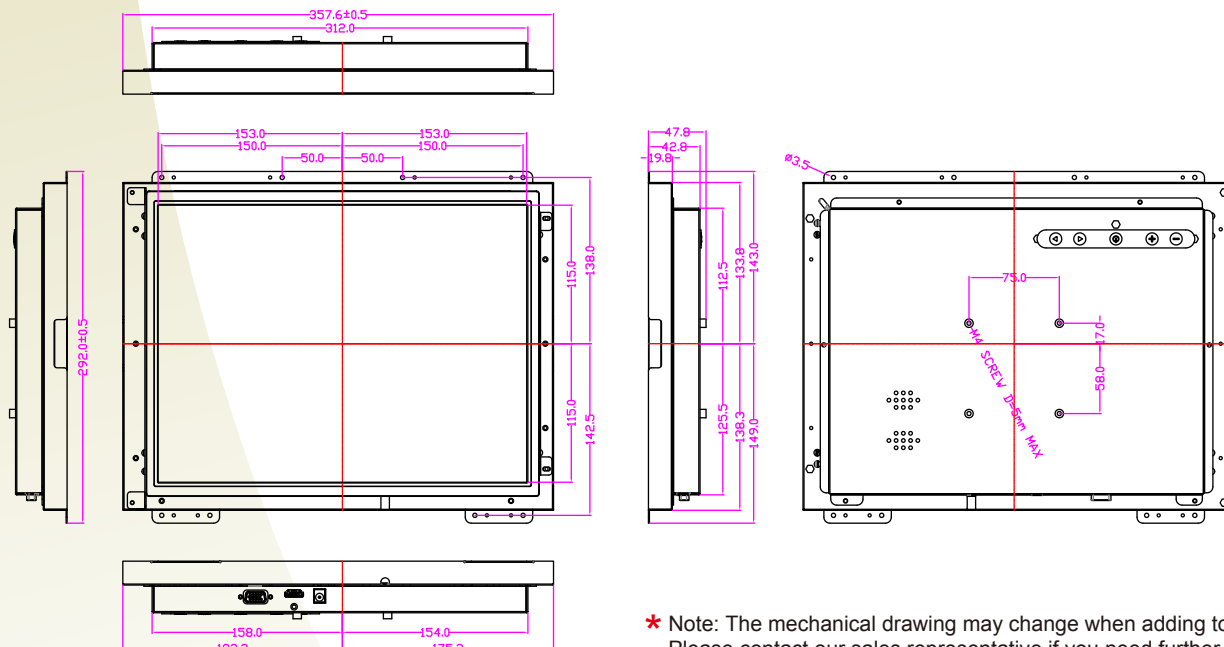


1. VGA
2. HDMI
3. DC Input

I/O Optional	
Optional 1*	1 x VGA (D-sub 15) 1 x HDMI (Type-A) 1 x DVI-D
Optional 2*	1 x VGA (D-sub 15) 1 x DVI-D 1 x S-Video 1 x Composite

*Outside dimension and I/O will be different from standard

Mechanical Drawing



UNIT:mm

* Note: The mechanical drawing may change when adding touch screen.
Please contact our sales representative if you need further product information.